


Variable Speed Drives Catalogue

Issue: April 2008



TAC – The Single Source for all Your Variable Speed Drive Needs

INTRODUCTION

This catalogue presents the Variable Speed Drive portfolio offered by TAC's Field Device Product Division. The drives are manufactured by Telemecanique – a brand of Schneider Electric – a leading industry specialist in motor control equipment.

The Field Device Product Division provides a single source for field products our customers require to complete their system installations. By dealing with one trusted supplier, TAC's customers save time and cost, fully confident of the quality, performance, compatibility, and value for money of the items they buy.

For further details of the products featured in this catalogue, consult the relevant data sheets on the TAC extranet, ExchangeOnline at <http://extranet.tac.com/> (registration requirement applies) or contact your local TAC sales office.

GLOBAL LEADER IN BUILDING IT

TAC is a leading provider of building automation solutions based on Open Integrated Systems for Building IT. TAC's mission is to provide added value through building environment services for indoor climate, security and use of energy, delivered with advanced technology to end users and property owners throughout the world. TAC offers its customers a total capability in terms of hardware and software supply, installation and support.

With over 80 years experience in the HVAC, building automation and security arenas, TAC employs more than 5,000 people worldwide, with partners and branches in 80 countries. TAC's parent company, Schneider Electric, is the world leader in automation and electricity management, with over 110,000 employees worldwide, and operations in 190 countries.

TAC is the fastest growing, most innovative company in the Building Automation industry. We are at the forefront of growth because we deliver what our customers want, year after year, building after building.

www.tac.com




Table of Contents

INTRODUCTION	4
ATV21 & ATV61 FEATURES	4
ATV21 & ATV61 OVERVIEW	5
ATV21 – OPTIMISED FOR BUILDINGS	6
ATV21 IP20 & IP54 – RANGE	6
ATV21 IP21 & IP54 – SELECTION AND ORDERING	7
ATV21 – EMC INPUT FILTERS	8
ATV21 – IP21/NEMA 1 BOX	9
ATV21 – LONWORKS & BACNET COMMUNICATION CARDS	10
REMOTE DISPLAY TERMINAL FOR ATV21	10
PC SOFTWARE FOR ATV21	10
ATV61 – OPTIMISED FOR INDUSTRIAL HVAC	11
ATV61 IP20 – RANGE	11
ATV61 IP20 – SELECTION AND ORDERING	12
ATV61 IP54 – RANGE	13
ATV61 IP54 – SELECTION AND ORDERING	14
ATV61 – LONWORKS & BACNET COMMUNICATION CARDS	15
ATV61 – EMC INPUT FILTERS	16
ATV61 – IP21/NEMA 1 BOX	17
ATV61 COMPLEX CONTROL, LINE CHOKES	18
ATV61 SINUSOIDAL FILTERS	19
APPENDICES	20
APPENDIX A – LABELING KIT	20
APPENDIX B – COMBINATION SELECTION GUIDE FOR ATV21	21
APPENDIX C – COMBINATION SELECTION GUIDE FOR ATV61	26

Variable Speed Drives

Variable Speed Drives (also known as adjustable frequency drives or frequency inverters) are electronic devices that offer optimised control and full monitoring of motor output. With a VSD you'll not only get full control over your motor (fan/pump) application, you'll also have an optimised power output to the motor which leads to significant energy savings.

TAC ATV21 and ATV61 Variable Speed Drive Ranges

TAC Field Device Product Division offers two variable speed drive product lines – ATV21 and ATV61, each available in multiple power ratings with a choice of IP 20 and IP 54 enclosures.

The ATV21 is optimised for HVAC building automation, including integration in open systems such as LON® and BACnet®, and has a range up to 75kW.

The ATV61 is ideally suited to more complex duties, including industrial HVAC applications. Its power range extends to 630kW, and it is typically specified when high torque and / or multifunctional performance is required.

ATV21 – Features

- Compact, economical Drive for HVAC
- 3-phase 200/240V & 380/480V
- IP20 / UL Type 1 and IP54 / UL Type 12
- 0.75kW (1HP) to 75kW (100HP)
- Optimised for building automation pumps and fans
- Quick start menu covers most HVAC applications.
- Simplicity: "plug and drive" function and "local remote" button
- Harmonic management reducing THDI 30-35% without added filters
- Communications cards for building HVAC – adapted for TAC Systems
- Compactness: side by side mounting
- Integrated EMC filters



ATV21

ATV61 – Features

- 3-phase 200/240V & 380/480V
- IP20 / UL Type 1 from 0.75kW (1HP) to 90kW (120HP) standard range, up to 630kW (840HP) on request
- IP54 / UL Type 12 from 0.75kW(1HP) to 90kW(120HP) standard range, up to 630kW (840HP) on request
- Optimised for industrial HVAC applications.
- High level of functionality and user friendliness.
- Open communication approach
- Protection at all levels
- Expandable capabilities
- Communications cards for building HVAC – adapted for TAC Systems
- Extended ranges
- Quick start up and easy diagnostics thanks to the multilingual graphic keypad



ATV61

IP Ratings

ATV21 and ATV61 drives are available in both IP20 and IP54 enclosures. The lower IP rating is adequate for many applications, provided the electrical installer has the requisite EMC knowledge.

IP54 should be selected where local practice, or the electrical specification, requires the higher protection level of the IP54 enclosure.

Consult your local TAC sales office for further guidance.

ATV21 & ATV61 Comparison

The following table summarises the functions and options for the ATV21 and ATV61 ranges. Both are available in IP20 and IP54 versions (see later pages for further details)



ATV21



ATV61

Type of drive		ATV21	ATV61
Supply voltage range for 50/60 Hz line supply		Three phase 200 to 240 V Three phase 380 to 480 V	Single phase 200 to 240 V Three phase 200 to 240 V Three phase 380 to 480 V
Motor power		0.75 to 75 kW (1-100HP)	0.37 to 630 kW (0.5 - 840HP)
Drive	Output frequency	0.5 to 200 Hz	0.5 to 1000 Hz up to 37 kW 0.5 to 500 Hz from 45 to 630 kW
	Transient overtorque	Transient overload: 110% of the nominal drive current for 60 seconds	Transient overload: 120 to 130% of the nominal drive current for 60 seconds
Functions			
Number of functions		50	>150
Number of preset speeds		8	16
Number of I/O	Analogue inputs	2	2 to 4
	Logic inputs	3	6 to 20
	Analogue outputs	1	1 to 3
	Logic outputs	–	0 to 4
	Relay outputs	2	2 to 4
Communication	Integrated	MODBUS®	MODBUS® and CANopen
	Available option cards	LONWORKS®, BACnet®	LONWORKS®, BACnet®
	Available options on request	METASYS N2, APOGEE FLN	Ethernet TCP/IP, Fipio, MODBUS® Plus, InterBus, Profibus DP, MODBUS®/Uni-Telway, DeviceNet, METASYS N2, APOGEE FLN
Other card options		–	I/O extension cards "Controller Inside" programmable card, multi-pump cards
Standards and certifications		EN 50178, IEC/EN 61800-3, EN 55011, EN 55022: class A, class B with option, UL, C-Tick, N998	IEC/EC 61800-5-1, IEC/EN 61800-3 (environments 1 and 2, C1 to C3) EN 55011, EN 55022, EC/EN 61000-4-2/4-3/4-4/4-5/4-6/4-11 CE, UL, CSA, DNV, C-Tick, NOM 117, GOST

ATV21 Optimised for Buildings (HVAC)

0.75 to 75 kW, IP20 / UL Type 1 and IP54 / UL Type 12 drives.

The ATV21 range has been specially designed to match the technical requirements and the competitive price levels in the HVAC market.

- Dedicated for Building automation pump/fan speed control
- Compact design, smaller size
- RHD technology, no need for extra chokes or line/net filters.

RHD – Reduced Harmonic Design

With its Reduced Harmonic Design technology, ATV21 complies with the international standard IEC 61000-3-12

No additional specialised devices (DC or AC chokes / reactors) are needed for treating harmonics. THDI (total current harmonic distortion) of 35% is well below the 48% threshold stipulated by IEC 61000-3-12

Choose IP54 protection where a fully integrated package is required.



IP20

IP54

Type of drive		ATV21/IP20		ATV21/IP54
Supply Voltage Three Phase		200 to 240 V	380 to 480 V	380 to 480 V
Degree of protection		IP21 and IP41 on the upper part		IP54 drive available in two manufacturing variants: ATV21 IP54 with standard Class A, and ATV21 IP54 with Class B.
Output frequency		0.5 to 200 Hz		
I/O	Analogue inputs	1 switch-configurable current or voltage analogue input, and 1 voltage analogue input configurable as a PTC probe input		
	Logic inputs	3 programmable logic inputs		
	Analogue outputs	1 switch-configurable current or voltage analogue output		
	Relay outputs	2 relay logic outputs		
Dialogue		Integrated display terminal with local controls (1) or remote display terminal or PC software (see page 10)		
Communication	Integrated	MODBUS® RTU		
	Available as an option	HVAC protocols: LONWORKS®, METASYS N2, APOGEE FLN, BACnet		

(1) Drive with local controls, Run/Stop, Local /Remote control keys

ATV21 IP20 and IP54 – Product Selection and Ordering

Type of drive		ATV21/IP20			ATV21/IP54						
Supply voltage		Three Phase 200 to 240 V		Three Phase 380 to 480 V		Three Phase 380 to 480 V		Three Phase 380 to 480V			
EMC	Class A	Optional external filter		Integrated class A filter		Integrated class A filter					
	Class B	Optional external filter		Optional external filter				Integrated class B filter			
Motor power kW / HP		Part No. Size Weight		Part No. Size Weight		Max. cable length m (1)		Part No. Size Weight		Max. cable length m (1)	
0.75kW / 1HP		326-0240-000 S1A 1.8 kg		326-0358-000 S1A 2 kg		20		326-0602-000 S1 7 kg		5	
1.5kW / 2HP		326-0242-000 S1A 1.8 kg		326-0360-000 S1A 2 kg		20		326-0604-000 S1 7 kg		5	
2.2kW / 3HP		326-0244-000 S1A 1.8 kg		326-0362-000 S1A 2 kg		20		326-0606-000 S2 7 kg		5	
3kW / 4HP		326-0246-000 S2A 3.1 kg		326-0364-000 S2A 3.4 kg		5		326-0608-000 S2 9.7 kg		5	
4kW / 5HP		326-0248-000 S2A 3.1 kg		326-0366-000 S2A 3.4 kg		5		326-0610-000 S2 9.7 kg		5	
5.5kW / 7.5HP		326-0250-000 S3A 6.1 kg		326-0368-000 S2A 3.4 kg		5		326-0612-000 S2 9.7 kg		5	
7.5kW / 10HP		326-0252-000 S3A 6.1 kg		326-0370-000 S3A 6.5 kg		5		326-0614-000 S2 11 kg		5	
11kW / 15HP		326-0254-000 S4A 11.6 kg		326-0372-000 S3A 6.5 kg		5		326-0616-000 S3 30.3 kg		5	
15kW / 20HP		326-0256-000 S4A 11.6 kg		326-0374-000 S4A 11.7 kg		5		326-0618-000 S3 30.3 kg		5	
18.5kW / 25HP		326-0258-000 S4A 11.6 kg		326-0376-000 S4A 11.7kg		5		326-0620-000 S4 37.4 kg		5	
22kW / 30HP		326-0260-000 S5A 27.4 kg		326-0378-000 S5A 26.4 kg		5		326-0622-000 S5 49.5 kg		5	
30kW / 40HP		326-0262-000 S6A 38.7 kg		326-0380-000 S5A 26.4 kg		5		326-0624-000 S5 49.5 kg		5	
37kW / 50HP		-		326-0382-000 S7A 38.1 kg		20		326-0626-000 S6 57.4 kg		20	
45kW / 60HP		-		326-0384-000 S7A 38.1 kg		20		326-0628-000 S6 57.4 kg		20	
55kW / 75HP		-		326-0386-000 S8A 55.4 kg		100		326-0630-000 S7 61.9 kg		100	
75kW / 100HP		-		326-0388-000 S8A 55.4 kg		100		326-0632-000 S7 61.9 kg		100	

(1) Maximum shielded cable length compliant with class A for a switching frequency of 6 to 16 kHz.
If motors are connected in parallel, it is the total length that should be taken into account.

ATV21 Dimensions (in mm) width x height x depth

IP20	IP54
S1A : 107 x 143 x 150	S1 : 215 x 297 x 192
S2A : 142 x 184 x 150	S2 : 230 x 340 x 208
S3A : 180 x 232 x 170	S3 : 290 x 560 x 315
S4A : 245 x 330 x 190	S4 : 310 x 665 x 315
S5A : 240 x 420 x 210	S5 : 284 x 720 x 315
S6A : 320 x 630 x 29	S5 : 284 x 880 x 343
S7A : 240 x 550 x 266	S5 : 362 x 1000 x 364
S8A : 320 x 630 x 290	

* For information about TAC label kits please see appendix A

ATV21 – Additional EMC Input Filters for IP20 range

EMC standard IEC/EN 61800-3 defines two types of environment: the first, where TAC normally operates, is called 'domestic or residential'. The standard defines four drive categories, two of which (C1 and C2) are in the 1st environment.

Category C1

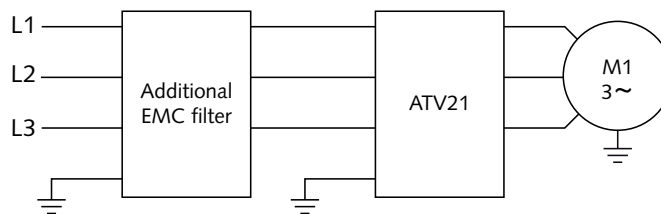
- Drive with a nominal voltage less than 1000V for use in a residential environment (env. 1).
- Class B EMC filter

Category C2

- Drive with a nominal voltage less than 1000V for use in a residential (env. 1) environment, where the installation and start-up are carried out by a professional installer fully conversant with EMC regulations and good practice.
- Class A EMC Filter required

Category C2 with Class A filter can be used where the EMC knowledge of the electrical contractor or electrical installation company can be relied on.

Where there is doubt, category C1 with class B filter is recommended.



Type of drive	ATV21			ATV21			
Supply voltage	Three Phase 200 to 240 V			Three phase 380 to 480 V			
Maximum length of shielded cable m (1)		Class A	Class B	Maximum length of shielded cable m (1)		Class A	Class B
Motor power kW / HP	Filter Part No.			Motor power kW / HP	Part No.		
0.75 - 2.2kW / 1 - 3HP	326-1106-000	20 m	20 m	0.75 - 2.2kW / 1 - 3HP	326-1106-000	20 m	20 m
3 - 4kW / 4 - 5HP	326-1110-000	20 m	50 m	3 - 5.5kW / 4 - 7.5HP	326-1110-000	20 m	20 m
5.5 - 7.5kW / 7.5 - 10HP	326-1112-000	20 m	-	7.5 - 11kW / 10 - 15HP	326-1112-000	20 m	20 m
11 - 18.5kW / 15 - 25HP	326-1114-000	20 m	-	15 - 18.5kW / 20 - 25HP	326-1116-000	20 m	20 m
22kW / 30HP	326-1111-000	100 m	-	22 - 30kW / 30 - 40HP	326-1111-000	100 m	-
30kW / 40HP	326-1115-000	20 m	-	37 - 45kW / 50 - 60HP	326-1113-000	100 m	100 m
-	-	-	-	55 - 75kW / 75 - 100HP	326-1115-000	100 m	100 m

(1) Maximum length of shielded cable connecting motors to the drives for a switching frequency of 6 -16 kHz

IP21/Nema 1 box for ATV21

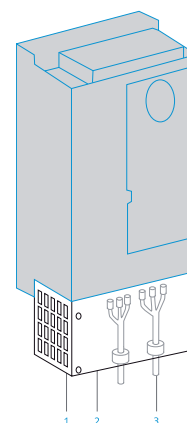
Kit for IP21 / UL Type 1 conformity (mounting outside the enclosure)

When the drive is mounted directly on a wall outside the enclosure, this kit can be used to ensure IP21 / UL Type 1 conformity when connecting the cables with a conduit.

The shielding is connected inside the kit.

The kit consists of:

- All the mechanical parts¹ including a pre-cut plate² for connecting the conduits³
- Fixing accessories
- User manual



Type of drive	ATV21/IP20	
Supply voltage	200 to 240 V 50/60 Hz Three Phase	380 to 480 V 50/60 Hz Three Phase
Motor power kW / HP	Part no.	Part no.
0.75 - 2.2kW / 1 - 3HP	326-1326-000	–
3 - 4kW / 4 - 5HP	326-1328-000	–
5.5 - 7.5kW / 7.5 - 10HP	326-1330-000	–
11 - 18.5kW / 15 - 25HP	326-1332-000	–
22kW / 30HP	326-1355-000	–
30kW / 40HP	326-1359-000	–
0.75 - 2.2kW / 1 - 3HP	–	326-1326-000
3 - 5.5kW / 4 - 7.5HP	–	326-1328-000
7.5 - 11kW / 10 - 15HP	–	326-1330-000
15 - 18.5kW / 20 - 25HP	–	326-1332-000
22 - 30kW / 30 - 40HP	–	326-1355-000
37 - 45kW / 50 - 60HP	–	326-1357-000
55 - 75kW / 75 - 100HP	–	326-1359-000

Note: The IP21 BOX/Nema 1 kit accommodates cabling from the ATV21 only. It does not accommodate any extra optional filters or chokes. Cable glands are not included in the package.

ATV21 – LONWORKS® and BACnet® Communication Cards

VSD's are used to optimise the performance of fans and motors in HVAC installations. Where open system technology is employed, the VSD's should use the same communication protocol as the rest of the network in order that information from the different intelligent devices can be freely shared. The ATV21 has the most popular open protocols – LONWORKS and BACnet – as standard options.

Type		LONWORKS®	BACnet®
Structure	Connector	1 removable 3-way screw terminal	1 removable 4-way screw terminal
	Topology	TP/FT-10 (free topology)	MS/TP
	Transmission speed	78 kbps	78 kbps
Diagnostics	With LEDs	1 LED on the card: "service"	1 LED on the card: "com" (network traffic)
	Using the graphic display terminal	Command word received/ reference received	
Description file		xif file supplied on the CD-ROM	
TAC part number		326-1222-000	326-1224-000

ATV 21 – Remote Display Terminal for ATV21 Drives

Description	<p>For storing configurations and for interrogating the drive, the ATV21 can be connected to a remote display terminal.</p> <p>The display terminal can be mounted on the door of an enclosure with IP50 protection on the front panel. Max. operating temperature: 40°C</p> <p>Supplied with:</p> <ul style="list-style-type: none"> - 1 cable with 2 RJ45 connections, length 3.6m - Seal and screws for IP54 mounting on an enclosure door
TAC part number	326-1220-000



PC Software for ATV21 drives

Free software available on TAC Extranet (ExchangeOnline)	
Description	<p>This free of charge PC software is a very practical and valuable resource, ideal for creating customer documentation.</p> <p>It enables the user to check all the VSD's parameters. Other functions include: prepare configurations, setup and maintenance (oscilloscope).</p> <p>Compatible with Microsoft Windows® 98, Microsoft Windows® 2000, Microsoft Windows® XP.</p>

Note: It is only possible to use the remote display terminal or PC software when communication cards are disconnected or deactivated.

Cable Kit

TAC provides a cable kit for connection of the speed drive to a PC:
Reference TAC PC connection kit, part number 326-1308-010.

ATV61 IP20 Drives – Optimised for industrial HVAC applications

0.37kW to 90 kW IP20 drives. Note: up to 630kW available on request

The ATV61 is designed for more advanced variable torque applications than the ATV21. It is a multi functional power product ideal for the industrial HVAC market segment.

The ATV61 offers:

- compatibility with high torque pumps and fans
- ratings above 75kW
- single phase applications
- 230V 3-phase with EMC filtering
- user friendly graphical interface need.
- complex and high I/O count functions



IP20

Type of drive		ATV61/IP20	ATV61/IP20	ATV61/IP20
Supply voltage		200 to 240 V Single phase	200 to 240 V Three phase	380 to 480 V Three phase
Degree of protection		IP21 for unprotected drives and IP41 on the upper part		
Drive	Output frequency	0.5 to 1000 Hz up to 37 kW; 0.5 to 500 Hz from 45 to 630 kW		
	Transient over-torque	120 to 130% of the nominal drive current for 60 seconds		
Speed range		1 to 100 in open loop mode		
Functions	Number of functions	> 150		
	Number of preset speeds	16		
	Number of I/O	2 - 4 analogue inputs / 6 - 20 logic inputs		
		1 - 3 analogue outputs / 0 - 4 logic outputs		
		2 - 4 relay outputs		
1 safety input				
Dialogue		Remote graphic display terminal or PowerSuite software workshop (refer to Schneider Electric catalogue)		
Communication	Integrated	MODBUS® and CANopen		
	Available as an option	HVAC protocols: LonWorks®, BACnet®		
	Available as option on request	Industrial: Ethernet TCP/IP, Modbus/Uni-Telway, Fipio, Modbus Plus, Profibus DP, DeviceNet, INTERBUS, APOGEE FLN, METASYS N2		
Cards (available as an option on request)		Multi-pump cards, I/O extension cards, "Controller Inside" programmable card		
Reduction of current harmonics		DC choke integrated or supplied with the product (optional chokes and passive filters)		

ATV61 IP20 drives – Selection and ordering

Type of drive	ATV61/IP20			ATV61/IP20			ATV61/IP20		
Supply voltage	200 to 240 V Single phase (1)			200 to 240 V Three phase			380 to 480 V Three phase		
EMC	Class A			Integrated filter					
	Class B			External filter available as an option					
Motor power kW/HP	Part Number	Size	Weight	Part Number	Size	Weight	Part Number	Size	Weight
0.37kW / 0.5HP	326-0201-000	S2	4.3kg	--	--	--	--	--	--
0.75kW / 1HP	326-0203-000	S2	4.3kg	326-0201-000	S2	4.3kg	326-0301-000	S2	4.4kg
1.5kW / 2HP	326-0205-000	S3	5.7kg	326-0203-000	S2	4.3kg	326-0303-000	S2	4.2kg
2.2kW / 3HP	326-0207-000	S3	5.7kg	326-0205-000	S3	5.7kg	326-0305-000	S2	4.4kg
3kW / 4HP	326-0209-000 (2)	S3	5.7kg	326-0207-000	S3	5.7kg	326-0307-000	S3	5.8kg
4kW / 5HP	326-0211-000 (2)	S4	11kg	326-0209-000	S3	5.7kg	326-0309-000	S3	5.8kg
5.5kW / 7.5HP	326-0213-000 (2)	S5A	9.8kg	326-0211-000	S4	11kg	326-0311-000	S4	7.6kg
7.5kW / 10HP	--	--	--	326-0213-000	S5A	9.8kg	326-0313-000	S4	8.1kg
11kW / 15HP	--	--	--	326-0215-000 (3)	S5B	20.5kg	326-0315-000	S5A	11.5kg
15kW / 20HP	--	--	--	326-0217-000 (3)	S5B	20.5kg	326-0317-000	S5B	21.8kg
18.5kW / 25HP	--	--	--	326-0219-000 (3)	S6	24kg	326-0319-000	S5B	25.7kg
22kW / 30HP	--	--	--	326-0221-000 (3)	S6	24kg	326-0321-000	S6	30.8kg
30kW / 40HP	--	--	--	326-0223-000 (3)	--	47kg	326-0323-000	S7A	40.5kg
37kW / 50HP	--	--	--	326-0225-000 (3)	S7B	47kg	326-0325-000	S7A	41.5kg
45kW / 60HP	--	--	--	326-0227-000 (3)	S7B	47kg	326-0327-000	S8	56.5kg
55kW / 75HP	--	--	--	326-0229-000 (3)	S9	70kg	326-0329-000	S8	70kg
75kW / 100HP	--	--	--	326-0231-000 (3)	S9	70kg	326-0331-000	S8	38.2kg
90kW / 125HP	--	--	--	326-0233-000 (3)	S10	85kg	326-0333-000	S9	85kg

(1) Must be used with a line choke (see page 18).

(2) For single phase operation, motor power is reduced to the next size down.

(3) Drive supplied without EMC filter

Dimensions (in mm) width x height x depth

S2 : 130 x 230 x 175	S3 : 155 x 260 x 187
S4 : 175 x 295 x 187	S5A : 210 x 295 x 213
S5B : 230 x 400 x 213	S6 : 240 x 420 x 236
S7A : 240 x 550 x 266	S7B : 320 x 550 x 266
S8 : 320 x 630 x 290	S9 : 320 x 920 x 377
S10 : 360 x 630 x 290	S11 : 340 x 1190 x 377
S12 : 440 x 1190 x 377	S13 : 595 x 1190 x 377
S14 : 890 x 1390 x 377	S15 : 1120 x 1390 x 377

ATV61 IP54 0.75 to 630kW drives

Note: ratings above 90kW available on request.

The choice of IP54 protection provides a fully enclosed drive.

The VSD can be placed directly on the wall in all types of indoor environment without any need of additional external protection, making it ideal for new projects and for retrofit.



Type of drive		ATV61/IP54	
Supply voltage		Three phase 380 to 480 V	
Degree of protection		IP54 /UL Type 12	
Drive	Output frequency	0.5 to 1000 Hz up to 37 kW; 0.5 to 500 Hz from 45 to 630 kW	
	Transient overtorque	120 to 130% of the nominal drive current for 60 seconds	
Speed range		1 to 100 in open loop mode	
Functions	Number of functions	> 150	
	Number of preset speeds	16	
	Number of I/O		2 - 4 analogue inputs / 6 - 20 logic inputs
			1 - 3 analogue outputs / 0 - 4 logic outputs
			2 - 4 relay outputs
		1 safety input	
Dialogue		Remote graphic display terminal or PowerSuite software workshop	
Communication	Integrated	MODBUS® and CANopen	
	Available as an option	HVAC protocols: LONWORKS®, BACnet®	
	Available as an option on request	METASYS N2, APOGEE FLN, Ethernet TCP/IP, Modbus/Uni-Telway, Fipio, Modbus Plus, Profibus DP, DeviceNet, INTERBUS	
Cards (available as an option)		Multi-pump cards, I/O extension cards, "Controller Inside" programmable card	
Reduction of current harmonics		Integrated DC choke (for optional line chokes, see page 18)	

ATV61 IP54 drives – selection and ordering

Type of drive		ATV61/IP54					
Supply voltage		Three phase 380 to 480 V					
EMC	Class A	Integrated filter					
	Class B				Integrated filter		
Motor Power KW/HP		Part Number	Size	Weight	Part Number	Size	Weight
0.75kW/1HP		326-0501-000	SA2	13 kg	326-0535-000	SA2	19 kg
1.5kW / 2HP		326-0503-000	SA2	13 kg	326-0537-000	SA2	19 kg
2.2kW / 3HP		326-0505-000	SA2	13 kg	326-0539-000	SA2	20 kg
3kW / 4HP		326-0507-000	SA3	14 kg	326-0541-000	SA3	20 kg
4kW / 5HP		326-0509-000	SA3	16 kg	326-0543-000	SA3	23 kg
5.5kW / 7.5HP		326-0511-000	SB	16 kg	326-0545-000	SB	23 kg
7.5kW / 10HP		326-0513-000	SB	22 kg	326-0547-000	SB	32 kg
11kW / 15HP		326-0515-000	SC	22 kg	326-0549-000	SC	32 kg
15kW / 20HP		326-0517-000	SD	28 kg	326-0551-000	SD	40 kg
18.5kW / 25HP		326-0519-000	SD	36 kg	326-0553-000	SD	51 kg
22kW / 30HP		326-0521-000	SE	36 kg	326-0555-000	SE	50 kg
30kW / 40HP		326-0523-000	SF	51 kg	326-0557-000	N4C	68 kg
37kW / 50HP		326-0525-000	SF	64 kg	326-0559-000	N4C	85 kg
45kW / 60HP		326-0527-000	SG	65 kg	326-0561-000	SG	85 kg
55kW / 75HP		326-0529-000	SG	92 kg	326-0563-000	SG	119 kg
75kW / 100HP		326-0531-000	SG	92 kg	326-0565-000	SG	119 kg
90kW / 125HP		326-0533-000	SG	92 kg	326-0567000	SG	119 kg

Dimensions (in mm) width x height x depth

ATV61 IP54

SA2 : 235 x 490 x 272

SA3 : 235 x 490 x 286

SB : 255 x 525 x 286

SC : 290 x 560 x 315

SD : 310 x 665 x 315

SE : 284 x 720 x 315

SF : 284 x 880 x 343

SG : 362 x 1000 x 364

BACnet® and LONWORKS® communication cards for ATV61

BACnet and LONWORKS communication card options for ATV drives enable their full integration into the BMS network. Benefits include:

- Reduced I/O count, as you can use the drives' own I/O
- Reduced cabling by using the LON/BACnet network
- Detailed fault information
- Additional free of charge feedback, especially 'current' & 'kWh'

BACnet card		
Structure	Connector	One 9-way female SUB-D connector
	Topology	MS/TP
	Transmission speed	78 kbps
Diagnostics	Using LEDs	2 LEDs on the card: "com"(network traffic) and "ERR" (fault)
	Using the graphics display terminal	Control word received / Reference received
TAC part number		326-1207-000

LONWORKS® card		
Structure	Connector	1 removable: 3-way screw connector
	Topology	TP/FT -1- (free topology)
	Transmission speed	78 Kbps
Services	Functional profile	LONMARK® 6010: Variable Speed Motor Drive
Diagnostics	Using LEDs	3 LEDs on the card: "Service", "Status", "Fault"
	Using the graphics display terminal	Control word received / Reference received.
Description file		A xif file is supplied on the documentation CD-ROM or can be downloaded from the internet at TAC's extranet, ExchangeOnline
TAC part number		326-1205-000

Remote Graphical Display for ATV61

Accessory	Remote graphic terminal	Remote mounting kit
Description	This display terminal is attached to the front of the drive. It includes the integrated 7-segment display terminal for drives supplied without a graphic display terminal.	A remote mounting kit for mounting on an enclosure door with IP54 degree of protection. It includes: <ul style="list-style-type: none"> • All the mechanical fittings • Fixing accessories
TAC part number	326-1203-000	326-1214-000

Power Suite for ATV61

Multilingual configuration software	For PC
Configuration of drives and starters	All ATV VSDs and starters except for ATV21
Environment	Microsoft Windows XP, 2000, 98
Languages	English-French-German-Italian-Spanish
Reference	PowerSuite CD-ROM
TAC part number	326-1300-000

For PC connection use TAC PC connection kit 326-1308-010

ATV61 – additional EMC input filters

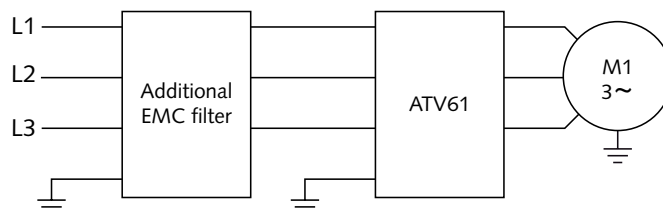
EMC standard IEC/EN 61800-3 defines two types of environment. The first, in which TAC normally operates, is called 'domestic or residential'. The standard also defines four drive categories, two of which (C1 and C2) are in the 1st environment.

Category C1

- Drive with a nominal voltage less than 1000V for use in a residential environment (env. 1).
- Class B EMC filter

Category C2

- Drive of a nominal voltage less than 1000V for use in a residential (env. 1) environment but where the installation and start-up are made by a qualified professional.
- Class A EMC Filter



Additional EMC input filters can be used to meet the requirements of the EMC "products" standard IEC/EN 61800-3, edition 2, category C2 or C3 in environment 1 or 2.

Where there is doubt, category C1 with class B filter is recommended.

Type of Drive	ATV61					
Supply voltage	Three Phase 200 to 240 V 50/60 Hz			Three Phase 380 to 480 V 50/60 Hz		
Motor Power kW/HP	Part no.	Max cable length m (1)		Part no.	Max cable length m (1)	
		Class A	Class B		Class A	Class B
0.75 - 1.5kW / 1 - 2HP	326-1101-000	100 m	50 m	–		
2.2 - 4kW / 3 - 5HP	326-1103-000	100 m	50 m	–		
5.5kW / 7.5HP	326-1105-000	100 m	50 m	–		
7.5kW / 10HP	326-1107-000	100 m	50 m	–		
11 - 15kW / 15 - 20HP	326-1109-000	200 m	50 m	–		
18.5 - 22kW / 25 - 30HP	326-1111-000	200 m	50 m	–		
30 - 45kW / 40 - 60HP	326-1115-000	200 m	50 m	–		
55 - 75kW / 75 - 100HP	326-1117-000	100 m	50 m	–		
90kW / 120HP	326-1119-000	100 m	50 m	–		
0.75 - 2.2kW / 1 - 3HP	–			326-1101-000	100 m	50 m
3 - 4kW / 4 - 5HP	–			326-1103-000	100 m	50 m
5.5 - 7.5kW / 7.5 - 10HP	–			326-1105-000	100 m	50 m
11kW / 15HP	–			326-1107-000	100 m	50 m
15 - 18.5kW / 20 - 25HP	–			326-1109-000	300 m	200 m
22kW / 30HP	–			326-1111-000	300 m	200 m
30 - 37kW / 40 - 50HP	–			326-1113-000	300 m	200 m
45 - 75kW / 60 - 100HP	–			326-1115-000	300 m	200 m
90kW / 120HP	–			326-1117-000	300 m	150 m

Conditions for Environment 1, category C1 and C2

(1) Maximum lengths for shielded cables connecting motors to the drives for a switching frequency of 6 -16 kHz

IP21/Nema 1 box ATV61

Kit for IP21 or IP31 conformity (mounting outside the enclosure)

When the drive is mounted directly on a wall outside the enclosure, this kit can be used to ensure conformity to IP 21 or IP 31. The cable must be connected with a cable gland. The shielding is connected inside the kit.

Type of drive	ATV61/IP21	
Supply voltage	200 to 240 V 50/60 Hz Three Phase	380 to 480 V 50/60 Hz Three Phase
Motor Power kW/HP	Part no.	Part no.
0.75 - 1.5kW / 1 - 2HP	326-1321-000	–
2.2 - 4kW / 3 - 5HP	326-1323-000	–
5.5kW / 7.5HP	326-1325-000	–
7.5kW / 10HP	326-1327-000	–
11 - 15kW / 15 - 20HP	326-1329-000	–
18.5 - 22kW / 25 - 30HP	326-1331-000	–
30 - 45kW / 40 - 60HP	326-1335-000	–
55 - 75kW / 75 - 100HP	326-1339-000	–
90kW / 120HP	On request	–
0.75 - 2.2kW / 1 - 3HP	–	326-1321-000
3 - 4kW / 4 - 5HP	–	326-1323-000
5.5 - 7.5kW / 7.5 - 10HP	–	326-1325-000
11kW / 15HP	–	326-1327-000
15 - 18.5kW / 20 - 25HP	–	326-1329-000
22kW / 30HP	–	326-1331-000
30 - 37kW / 40 - 50HP	–	326-1333-000
45 - 75kW / 60 - 100HP	–	326-1337-000
90kW / 120HP	–	326-1339-000

For ATV61 240V 3 phase, 0.75kW up to 75kW, and ATV61 400V 3 phase 0.75kW up to 90kW, the kit conforms to IP 21.

It consists of:

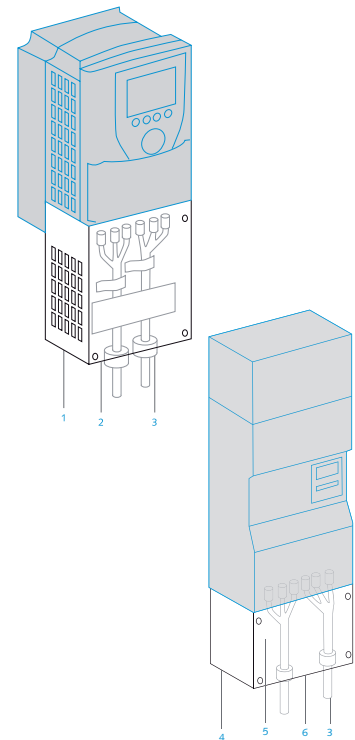
- All the mechanical parts¹ including a drilled plate² for attaching the cable glands³
- Fixing accessories
- A user manual.

For ATV61 240V 3 phase, 55kW up to 90kW, and ATV61 400V 3 phase from 90kW and above, the kit conforms to IP 31.

It consists of:

- An IP 54 casing⁴ used to maintain IP 54 protection for the power part of the drive
- An EMC plate with cable clips⁵
- An IP 31 cover⁶
- Fixing accessories
- A user manual.

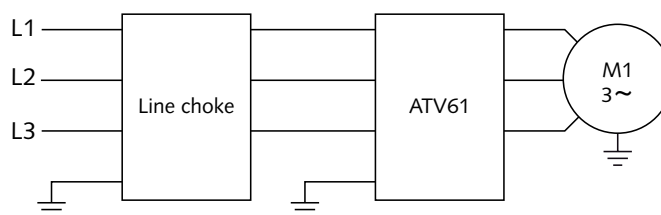
Note: With the IP21 BOX/Nema 1 kit you can only accommodate cabling from the ATV61. It does not accommodate any extra optional filters or chokes. Cable glands are not included in the package.



ATV61 Complex Control of Fans Pumps and Compressors

Reduction of current harmonics with AC line chokes

A line choke can be used to provide improved protection against over-voltages on the line supply and to reduce harmonic distortion of the current produced by the drive.



Type of drive	ATV61		
Supply voltage	200 to 240 V 50/60 Hz Single phase	200 to 240 V 50/60 Hz Three phase	380 to 480 V 50/60 Hz Three phase
Motor Power kW/HP	Part no.	Part no.	Part no.
0.37kW / 0.5HP	326-1001-000	-	-
0.55 - 0.75kW / 0.75 - 1HP	326-1003-000	-	-
0.75kW / 1HP	-	326-1005-000	-
1.5 - 2.2kW / 2 - 3HP	-	326-1007-000	-
3kW / 4HP	-	326-1009-000	-
4- 5.5kW / 5 - 7.5HP	-	326-1011-000	-
7.5 - 11kW / 10 - 15HP	-	326-1013-000	-
15kW / 20HP	-	326-1015-000	-
18.5 - 45kW / 25 - 60HP	-	326-1017-000	-
55 - 75kW / 75 - 100HP	-	326-1019-000	-
90kW / 120HP	-	326-1021-000	-
0.75 - 1.5kW / 1 - 2HP	-	-	326-1005-000
2.2 - 4kW / 3 - 5HP	-	-	326-1007-000
5.5 - 7.5kW / 7.5 - 10HP	-	-	326-1009-000
11 - 15kW / 15 - 20HP	-	-	326-1011-000
18.5 - 22kW / 25 - 30HP	-	-	326-1013-000
30 - 55kW / 40 - 75HP	-	-	326-1015-000
75kW / 100HP	-	-	326-1017-000
90kW / 120HP	-	-	326-1023-000

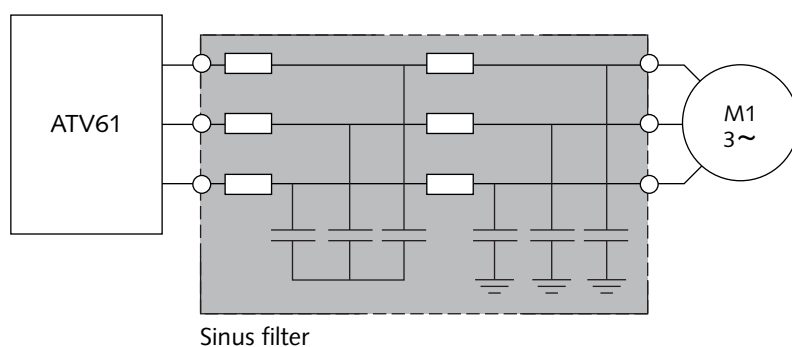
ATV61 Sinusoidal Filters

Sinusoidal filters allow ATV61 drives to operate with longer motor cables (up to 1000 m).

For ATV61 240V 3phase, 0.75kW up to 90kW, and 400V 3phase 1.5kW up to 90kW drives, they also enable the use of unshielded cables whilst maintaining compliance with the standards governing radiated EMC emissions (EN 55011 class A Gr 1).

Type of drive	ATV61	
Supply voltage	200 to 240 V 50/60 Hz Three phase	380 to 480 V 50/60 Hz Three phase
Motor Power kW/HP	Part no.	Part no.
0.75 - 1.5kW / 1 - 2HP	326-1041-000 (1)	-
2.2 - 3kW / 3 - 4HP	326-1043-000	-
4 - 7.5kW / 5 - 10HP	326-1045-000	-
11 - 15kW / 15 - 20HP	326-1047-000	-
18.5 - 22kW / 25 - 30HP	326-1049-000	-
30 - 45kW / 40 - 60HP	326-1051-000	-
55 - 75kW / 75 - 100HP	326-1055-000	-
90kW / 120HP	326-1057-000	-
1.5 - 4kW / 2 - 5HP	-	326-1041-000 (1)
5.5kW / 7.5HP	-	326-1043-000
7.5 - 15kW / 10 - 20HP	-	326-1045-000
18.5 - 30kW	-	326-1047-000
37 - 45kW	-	326-1049-000
55 - 75kW / 75 - 100HP	-	326-1051-000
90kW / 120HP	-	326-1053-000

(1) For ATV61 0.75kW - 1.5kW 240V and ATV61 1.5kW 400V, use a lower power motor together with a sinusoidal filter.





Appendix A – Labeling kit



Light branding

TAC labels are available are delivered with the VSD for mounting locally on site.

ATV61

Keypad label

Product label


ATV21

Keypad label

Product label


TAC Label kit, Product ratings

Label kit p/n ATV21	Description	Label kit p/n ATV61	Description
326-1401-000	TAC keypad Label ATV21	326-1400-000	TAC keypad Label ATV61
326-1418-000	ATV21 IP20 0.75–2.2kW	326-1402-000	ATV61 400V 3P IP54 0.75kW–5.5kW
326-1420-000	ATV21 IP20 5.5–7.5kW	326-1404-000	ATV61 400V 3P IP54 7.5–11kW
326-1422-000	ATV21 400V IP54 11–15kW	326-1406-000	ATV61 400V 3P IP54 15kW
326-1424-000	ATV21 400V IP54 18.5kW	326-1408-000	ATV61 400V 3P IP54 18.5–22kW
326-1426-000	ATV21 400V IP54 22–30kW	326-1410-000	ATV61 400V 3P IP54 30–45kW
326-1422-000	ATV21 400V IP54 11–15kW	326-1412-000	ATV61 400V 3P IP54 55–90kW
326-1424-000	ATV21 400V IP54 18.5kW	326-1414-000	ATV61 400V 3P IP20 22–37kW
326-1426-000	ATV21 400V IP54 22–30kW	326-1416-000	ATV61 400V 3P IP20 45–75kW

All label kits include keypad label, product label and instructions, with the exception of 326-1401-000 and 326-1400-000 which consist of keypad label and instructions only

Appendix B Combination Selection Guide for ATV21

VSD TAC P/N	TAC name	Schneider Electric	EMC Class B Filter	Line Chokes	Sinus Filter	IP21/31 BOX, Nema 1 kit (2)	LoNWORKS® Option	BA Cnet Option
326-0240-000	ATV21 240V 3ph IP20 0.75kW	ATV21HU075M3X	326-1106-000	-	-	326-1326-000	326-1222-000	326-1224-000
326-0242-000	ATV21 240V 3ph IP20 1.5kW	ATV21HU15M3X	326-1106-000	-	-	326-1326-000	326-1222-000	326-1224-000
326-0244-000	ATV21 240V 3ph IP20 2.2kW	ATV21HU22M3X	326-1106-000	-	-	326-1326-000	326-1222-000	326-1224-000
326-0246-000	ATV21 240V 3ph IP20 3kW	ATV21HU30M3X	326-1110-000	-	-	326-1328-000	326-1222-000	326-1224-000
326-0248-000	ATV21 240V 3ph IP20 4kW	ATV21HU40M3X	326-1110-000	-	-	326-1328-000	326-1222-000	326-1224-000
326-0250-000	ATV21 240V 3ph IP20 5.5kW	ATV21HU55M3X	326-1112-000	-	-	326-1330-000	326-1222-000	326-1224-000
326-0252-000	ATV21 240V 3ph IP20 7.5kW	ATV21HU75M3X	326-1112-000	-	-	326-1330-000	326-1222-000	326-1224-000
326-0254-000	ATV21 240V 3ph IP20 11kW	ATV21HD11M3X	326-1114-000	-	-	326-1332-000	326-1222-000	326-1224-000
326-0256-000	ATV21 240V 3ph IP20 15kW	ATV21HD15M3X	326-1114-000	-	-	326-1332-000	326-1222-000	326-1224-000
326-0258-000	ATV21 240V 3ph IP20 18.5kW	ATV21HD18M3X	326-1114-000	-	-	326-1332-000	326-1222-000	326-1224-000
326-026-0000	ATV21 240V 3ph IP20 22kW	ATV21HD22M3X	326-1111-000	-	-	326-1355-000	326-1222-000	326-1224-000
326-0262-000	ATV21 240V 3ph IP20 30kW	ATV21HD30M3X	326-1115-000	-	-	326-1359-000	326-1222-000	326-1224-000
326-0358-000	ATV21 400V IP20 0.75kW	ATV21H075N4	326-1106-000	-	-	326-1326-000	326-1222-000	326-1224-000
326-0360-000	ATV21 400V IP20 1.5kW	ATV21HU15N4	326-1106-000	-	-	326-1326-000	326-1222-000	326-1224-000

(1) Part number 326-1401-000 comprises keypad label and instructions only (see page 20). (2) IP21 BOX/Nema 1 box cannot be used together with optional filter and chokes.

VSD TAC P/N	TAC name	Schneider Electric	EMC Class B Filter	Line Chokes	Sinus Filter	IP21/31 BOX, Nema 1 kit (2)	LONWORKS® Option	BACnet Option
326-0362-000	ATV21 400V IP20 2.2kW	ATV21HU22N4	326-1106-000	-	-	326-1326-000	326-1222-000	326-1224-000
326-0364-000	ATV21 400V IP20 3kW	ATV21HU30N4	326-1110-000	-	-	326-1328-000	326-1222-000	326-1224-000
326-0366-000	ATV21 400V IP20 4kW	ATV21HU40N4	326-1110-000	-	-	326-1328-000	326-1222-000	326-1224-000
326-0368-000	ATV21 400V IP20 5.5kW	ATV21HU55N4	326-1110-000	-	-	326-1328-000	326-1222-000	326-1224-000
326-0370-000	ATV21 400V IP20 7.5kW	ATV21HU75N4	326-1112-000	-	-	326-1330-000	326-1222-000	326-1224-000
326-0372-000	ATV21 400V IP20 11kW	ATV21HD11N4	326-1112-000	-	-	326-1330-000	326-1222-000	326-1224-000
326-0374-000	ATV21 400V IP20 15kW	ATV21HD15N4	326-1116-000	-	-	326-1332-000	326-1222-000	326-1224-000
326-0376-000	ATV21 400V IP20 18.5kW	ATV21HD18N4	326-1116-000	-	-	326-1332-000	326-1222-000	326-1224-000
326-0378-000	ATV21 400V IP20 22kW	ATV21HD22N4	326-1111-000	-	-	326-1355-000	326-1222-000	326-1224-000
326-0380-000	ATV21 400V IP20 30kW	ATV21HD30N4	326-1111-000	-	-	326-1355-000	326-1222-000	326-1224-000
326-0382-000	ATV21 400V IP20 37kW	ATV21HD37N4	326-1113-000	-	-	326-1357-000	326-1222-000	326-1224-000
326-0384-000	ATV21 400V IP20 45kW	ATV21HD45N4	326-1113-000	-	-	326-1357-000	326-1222-000	326-1224-000
326-0386-000	ATV21 400V IP20 55kW	ATV21HD55N4	326-1115-000	-	-	326-1359-000	326-1222-000	326-1224-000
326-0388-000	ATV21 400V IP20 75kW	ATV21HD75N4	326-1115-000	-	-	326-1359-000	326-1222-000	326-1224-000
326-0602-000	ATV21 400V IP54 0.75k	ATV21W075N4	-	-	-	-	326-1222-000	326-1224-000
326-0604-000	ATV21 400V IP54 1.5kW	ATV21WU15N4	-	-	-	-	326-1222-000	326-1224-000
326-0606-000	ATV21 400V IP54 2.2kW	ATV21WU22N4	-	-	-	-	326-1222-000	326-1224-000
326-0608-000	ATV21 400V IP54 3kW	ATV21WU30N4	-	-	-	-	326-1222-000	326-1224-000

(1) Part number 326-1401-000 comprises keypad label and instructions only (see page 20). (2) IP21 BOX/Nema 1 box cannot be used together with optional filter and chokes.

VSD TAC P/N	TAC name	Schneider Electric	EMC Class B Filter	Line Chokes	Sinus Filter	IP21/31 BOX, Nema 1 kit (2)	LoNWorks® Option	BACnet Option
326-0610-000	ATV21 400V IP54 4kW	ATV21WU40N4	-	-	-	-	326-1222-000	326-1224-000
326-0612-000	ATV21 400V IP54 5.5kW	ATV21WU55N4	-	-	-	-	326-1222-000	326-1224-000
326-0614-000	ATV21 400V IP54 7.5kW	ATV21WU75N4	-	-	-	-	326-1222-000	326-1224-000
326-0616-000	ATV21 400V IP54 11kW	ATV21WD11N4	-	-	-	-	326-1222-000	326-1224-000
326-0618-000	ATV21 400V IP54 15kW	ATV21WD15N4	-	-	-	-	326-1222-000	326-1224-000
326-0620-000	ATV21 400V IP54 18.5kW	ATV21WD18N4	-	-	-	-	326-1222-000	326-1224-000
326-0622-000	ATV21 400V IP54 22kW	ATV21WD22N4	-	-	-	-	326-1222-000	326-1224-000
326-0624-000	ATV21 400V IP54 30kW	ATV21WD30N4	-	-	-	-	326-1222-000	326-1224-000
326-0626-000	ATV21 400V IP54 37kW	ATV21WD37N4	-	-	-	-	326-1222-000	326-1224-000
326-0628-000	ATV21 400V IP54 45kW	ATV21WD45N4	-	-	-	-	326-1222-000	326-1224-000
326-0630-000	ATV21 400V IP54 55kW	ATV21WD55N4	-	-	-	-	326-1222-000	326-1224-000
326-0632-000	ATV21 400V IP54 75kW	ATV21WD75N4	-	-	-	-	326-1222-000	326-1224-000
326-0634-000	ATV21 400V IP54 CB 0.75k	ATV21W075N4C	-	-	-	-	326-1222-000	326-1224-000
326-0636-000	ATV21 400V IP54 CB 1.5kW	ATV21WU15N4C	-	-	-	-	326-1222-000	326-1224-000
326-0638-000	ATV21 400V IP54 CB 2.2kW	ATV21WU22N4C	-	-	-	-	326-1222-000	326-1224-000
326-0640-000	ATV21 400V IP54 CB 3kW	ATV21WU30N4C	-	-	-	-	326-1222-000	326-1224-000
326-0642-000	ATV21 400V IP54 CB 4kW	ATV21WU40N4C	-	-	-	-	326-1222-000	326-1224-000
326-0644-000	ATV21 400V IP54 CB 5.5kW	ATV21WU55N4C	-	-	-	-	326-1222-000	326-1224-000

(1) Part number 326-1401-000 comprises keypad label and instructions only (see page 20)

VSD TAC P/N	TAC name	Schneider Electric	EMC Class B Filter	Line Chokes	Sinus Filter	IP21/31 BOX, Nema 1 kit (2)	LONWORKS® Option	BACnet Option
326-0646000	ATV21 400V IP54 CB 7.5kW	ATV21WU75N4C	-	-	-	-	326-1222-000	326-1224-000
326-0648-000	ATV21 400V IP54 CB 11kW	ATV21WD11N4C	-	-	-	-	326-1222-000	326-1224-000
326-0650-000	ATV21 400V IP54 CB 15kW	ATV21WD15N4C	-	-	-	-	326-1222-000	326-1224-000
326-0652-000	ATV21 400V IP54 CB 18.5kW	ATV21WD18N4C	-	-	-	-	326-1222-000	326-1224-000
326-0654-000	ATV21 400V IP54 CB 22kW	ATV21WD22N4C	-	-	-	-	326-1222-000	326-1224-000
326-0656-000	ATV21 400V IP54 CB 30kW	ATV21WD30N4C	-	-	-	-	326-1222-000	326-1224-000
326-0658-000	ATV21 400V IP54 CB 37kW	ATV21WD37N4C	-	-	-	-	326-1222-000	326-1224-000
326-0660-000	ATV21 400V IP54 CB 45kW	ATV21WD45N4C	-	-	-	-	326-1222-000	326-1224-000
326-0662-000	ATV21 400V IP54 CB 55kW	ATV21WD55N4C	-	-	-	-	326-1222-000	326-1224-000
326-0664-000	ATV21 400V IP54 CB 75kW	ATV21WD75N4C	-	-	-	-	326-1222-000	326-1224-000

(1) Part number 326-1401-000 comprises keypad label and instructions only (see page 20)

Appendix C Combination Selection Guide for ATV61

VSD TAC P/N	TAC name	TAC label kit (1)	Schneider Electric	EMC Class B Filter	Line Chokes	Sinus Filter	IP21/31 BOX, Nema 1 kit (2)	LonWorks® Option	BACnet Option
326-0201-000	ATV61 240V 3P IP20 0.75kW	326-1400-000	ATV61HU75M3	326-1101-000	326-1005-000	326-1041-000	326-1321-000	326-1205-000	326-1207-000
326-0203-000	ATV61 240V 3P IP20 1.5kW	326-1400-000	ATV61HU15M3	326-1101-000	326-1007-000	326-1041-000	326-1321-000	326-1205-000	326-1207-000
326-0205-000	ATV61 240V 3P IP20 2.2kW	326-1400-000	ATV61HU22M3	326-1103-000	326-1007-000	326-1043-000	326-1323-000	326-1205-000	326-1207-000
326-0207-000	ATV61 240V 3P IP20 3kW	326-1400-000	ATV61HU30M3	326-1103-000	326-1009-000	326-1043-000	326-1323-000	326-1205-000	326-1207-000
326-0209-000	ATV61 240V 3P IP20 4kW	326-1400-000	ATV61HU40M3	326-1103-000	326-1011-000	326-1045-000	326-1323-000	326-1205-000	326-1207-000
326-0211-000	ATV61 240V 3P IP20 5.5kW	326-1400-000	ATV61HU55M3	326-1105-000	326-1011-000	326-1045-000	326-1325-000	326-1205-000	326-1207-000
326-0213-000	ATV61 240V 3P IP20 7.5kW	326-1400-000	ATV61HU75M3	326-1107-000	326-1013-000	326-1045-000	326-1327-000	326-1205-000	326-1207-000
326-0215-000	ATV61 240V 3P IP20 11kW	326-1400-000	ATV61HD11M3X	326-1109-000	326-1013-000	326-1047-000	326-1329-000	326-1205-000	326-1207-000
326-0217-000	ATV61 240V 3P IP20 15kW	326-1400-000	ATV61HD15M3X	326-1109-000	326-1015-000	326-1047-000	326-1329-000	326-1205-000	326-1207-000
326-0219-000	ATV61 240V 3P IP20 18.5kW	326-1400-000	ATV61HD18M3X	326-1110-000	326-1017-000	326-1049-000	326-1331-000	326-1205-000	326-1207-000
326-0221-000	ATV61 240V 3P IP20 22kW	326-1414-000	ATV61HD22M3X	326-1110-000	326-1017-000	326-1049-000	326-1331-000	326-1205-000	326-1207-000
326-0223-000	ATV61 240V 3P IP20 30kW	326-1414-000	ATV61HD30M3X	326-1115-000	326-1017-000	326-1051-000	326-1335-000	326-1205-000	326-1207-000
326-0225-000	ATV61 240V 3P IP20 37kW	326-1414-000	ATV61HD37M3X	326-1115-000	326-1017-000	326-1051-000	326-1335-000	326-1205-000	326-1207-000
326-0227-000	ATV61 240V 3P IP20 45kW	326-1416-000	ATV61HD45M3X	326-1115-000	326-1017-000	326-1051-000	326-1335-000	326-1205-000	326-1207-000

(1) Part number 326-1400-000 comprises keypad label and instructions only (see page 20). (2) IP21 BOX/Nema 1 box cannot be used together with optional filter and chokes.

VSD TAC P/N	TAC name	TAC label kit (1)	Schneider Electric	EMC Class B Filter	Line Chokes	Sinus Filter	IP21/31 BOX, Nema 1 kit (2)	LowWorks® Option	BACnet Option
326-0229-000	ATV61 240V 3P IP20 55kW	326-1416-000	ATV61HD55M3X	326-1117-000	326-1019-000	326-1055-000	326-1339-000	326-1205-000	326-1207-000
326-0231-000	ATV61 240V 3P IP20 75kW	326-1416-000	ATV61HD75M3X	326-1117-000	326-1019-000	326-1055-000	326-1339-000	326-1205-000	326-1207-000
326-0233-000	ATV61 240V 3P IP20 90kW	326-1400-000	ATV61HD90M3X	326-1119-000	326-1021-000	326-1057-000	On request	326-1205-000	326-1207-000
326-0301-000	ATV61 400V 3P IP20 0.75kW	326-1400-000	ATV61H075N4	326-1101-000	326-1005-000	326-1041-000	326-1321-000	326-1205-000	326-1207-000
326-0303-000	ATV61 400V 3P IP20 1.5kW	326-1400-000	ATV61HU15N4	326-1101-000	326-1005-000	326-1041-000	326-1321-000	326-1205-000	326-1207-000
326-0305-000	ATV61 400V 3P IP20 2.2kW	326-1400-000	ATV61HU22N4	326-1101-000	326-1007-000	326-1041-000	326-1321-000	326-1205-000	326-1207-000
326-0307-000	ATV61 400V 3P IP20 3.0kW	326-1400-000	ATV61HU30N4	326-1103-000	326-1007-000	326-1041-000	326-1323-000	326-1205-000	326-1207-000
326-0309-000	ATV61 400V 3P IP20 4.0kW	326-1400-000	ATV61HU40N4	326-1103-000	326-1007-000	326-1041-000	326-1323-000	326-1205-000	326-1207-000
326-0311-000	ATV61 400V 3P IP20 5.5kW	326-1400-000	ATV61HU55N4	326-1105-000	326-1009-000	326-1043-000	326-1325-000	326-1205-000	326-1207-000
326-0313-000	ATV61 400V 3P IP20 7.5kW	326-1400-000	ATV61HU75N4	326-1105-000	326-1009-000	326-1045-000	326-1325-000	326-1205-000	326-1207-000
326-0315-000	ATV61 400V 3P IP20 11.0kW	326-1400-000	ATV61HD11N4	326-1107-000	326-1011-000	326-1045-000	326-1327-000	326-1205-000	326-1207-000
326-0317-000	ATV61 400V 3P IP20 15.0kW	326-1400-000	ATV61HD15N4	326-1109-000	326-1011-000	326-1045-000	326-1329-000	326-1205-000	326-1207-000
326-0319-000	ATV61 400V 3P IP20 18.5kW	326-1400-000	ATV61HD18N4	326-1109-000	326-1013-000	326-1047-000	326-1329-000	326-1205-000	326-1207-000
326-0321-000	ATV61 400V 3P IP20 22.0kW	326-1414-000	ATV61HD22N4	326-1110-000	326-1013-000	326-1047-000	326-1331-000	326-1205-000	326-1207-000
326-0323-000	ATV61 400V 3P IP20 30.0kW	326-1414-000	ATV61HD30N4	326-1113-000	326-1015-000	326-1047-000	326-1333-000	326-1205-000	326-1207-000
326-0325-000	ATV61 400V 3P IP20 37.0kW	326-1414-000	ATV61HD37N4	326-1113-000	326-1015-000	326-1049-000	326-1333-000	326-1205-000	326-1207-000
326-0327-000	ATV61 400V 3P IP20 45.0kW	326-1416-000	ATV61HD45N4	326-1115-000	326-1015-000	326-1049-000	326-1337-000	326-1205-000	326-1207-000
326-0329-000	ATV61 400V 3P IP20 55.0kW	326-1416-000	ATV61HD55N4	326-1115-000	326-1015-000	326-1051-000	326-1337-000	326-1205-000	326-1207-000

(1) Part number 326-1400-000 comprises keypad label and instructions only (see page 20). (2) IP21 BOX/Nema 1 box cannot be used together with optional filter and chokes.

VSD TAC P/N	TAC name	TAC label kit (1)	Schneider Electric	EMC Class B Filter	Line Chokes	Sinus Filter	IP21/31 BOX, Nema 1 kit (2)	LowWorks® Option	BACnet Option
326-0331-000	ATV61 400V 3P IP20 75.0kW	326-1416-000	ATV61HD75N4	326-1115-000	326-1017-000	326-1051-000	326-1337-000	326-1205-000	326-1207-000
326-0333-000	ATV61 400V 3P IP20 90kW	326-1400-000	ATV61HD90N4	326-1117-000	326-1023-000	326-1053-000	326-1339-000	326-1205-000	326-1207-000
326-0335-000	ATV61 400V 3P IP20 110kW	326-1400-000	ATV61HC11N4	On request	On request		On request	326-1205-000	326-1207-000
326-0337-000	ATV61 400V 3P IP20 132kW	326-1400-000	ATV61HC13N4	On request	On request		On request	326-1205-000	326-1207-000
326-0339-000	ATV61 400V 3P IP20 160kW	326-1400-000	ATV61HC16N4	On request	On request		On request	326-1205-000	326-1207-000
326-0341-000	ATV61 400V 3P IP20 220kW	326-1400-000	ATV61HC22N4	On request	On request		On request	326-1205-000	326-1207-000
326-0343-000	ATV61 400V 3P IP20 250kW	326-1400-000	ATV61HC25N4	On request	On request		On request	326-1205-000	326-1207-000
326-0345-000	ATV61 400V 3P IP20 315kW	326-1400-000	ATV61HC31N4	On request	On request		On request	326-1205-000	326-1207-000
326-0347-000	ATV61 400V 3P IP20 400kW	326-1400-000	ATV61HC40N4	On request	On request		On request	326-1205-000	326-1207-000
326-0349-000	ATV61 400V 3P IP20 500kW	326-1400-000	ATV61HC50N4	On request	On request		On request	326-1205-000	326-1207-000
326-0351-000	ATV61 400V 3P IP20 630kW	326-1400-000	ATV61HC63N4	On request	On request		On request	326-1205-000	326-1207-000
326-0501-000	ATV61 400V 3P IP54 0.75kW	326-1402-000	ATV61W075N4					326-1205-000	326-1207-000
326-0503-000	ATV61 400V 3P IP54 1.5kW	326-1402-000	ATV61WU15N4					326-1205-000	326-1207-000
326-0505-000	ATV61 400 3P IP54 2.2kW	326-1402-000	ATV61WU22N4					326-1205-000	326-1207-000
326-0507-000	ATV61 400 3P IP54 3.0kW	326-1402-000	ATV61WU30N4					326-1205-000	326-1207-000
326-0509-000	ATV61 400 3P IP54 4.0kW	326-1402-000	ATV61WU40N4					326-1205-000	326-1207-000
326-0511-000	ATV61 400 3P IP54 5.5kW	326-1402-000	ATV61WU55N4					326-1205-000	326-1207-000
326-0513-000	ATV61 400 3P IP54 7.5kW	326-1404-000	ATV61WU75N4					326-1205-000	326-1207-000

(1) Part number 326-1400-000 comprises keypad label and instructions only (see page 20). (2) IP21 BOX/Nema 1 box cannot be used together with optional filter and chokes.

VSD TAC P/N	TAC name	TAC label kit (1)	Schneider Electric	EMC Class B Filter	Line Chokes	Sinus Filter	IP21/31 BOX, Nema 1 kit (2)	LowWorks® Option	BAcnet Option
326-0515-000	ATV61 400 3P IP54 11.0kW	326-1404-000	ATV61WD11N4					326-1205-000	326-1207-000
326-0517-000	ATV61 400 3P IP54 15.0kW	326-1406-000	ATV61WD15N4					326-1205-000	326-1207-000
326-0519-000	ATV61 400 3P IP54 18.5kW	326-1408-000	ATV61WD18N4					326-1205-000	326-1207-000
326-0521-000	ATV61 400 3P IP54 22.kW	326-1408-000	ATV61WD22N4					326-1205-000	326-1207-000
326-0523-000	ATV61 400 3P IP54 30.0kW	326-1410-000	ATV61WD30N4					326-1205-000	326-1207-000
326-0525-000	ATV61 400 3P IP54 37.0kW	326-1410-000	ATV61WD37N4					326-1205-000	326-1207-000
326-0527-000	ATV61 400 3P IP54 45.0kW	326-1410-000	ATV61WD45N4					326-1205-000	326-1207-000
326-0529-000	ATV61 400 3P IP54 55.0kW	326-1412-000	ATV61WD55N4					326-1205-000	326-1207-000
326-0531-000	ATV61 400 3P IP54 75.0kW	326-1412-001	ATV61WD75N4					326-1205-000	326-1207-000
326-0533-000	ATV61 400 3P IP54 90.0kW	326-1412-002	ATV61WD90N4					326-1205-000	326-1207-000
326-0535-000	ATV61 400V 3P CB IP54 0.75kW	326-1402-000	ATV61W075N4C					326-1205-000	326-1207-000
326-0537-000	ATV61 400V 3P CB IP54 1.5kW	326-1402-000	ATV61WU15N4C					326-1205-000	326-1207-000
326-0539-000	ATV61 400 3P CB IP54 2.2kW	326-1402-000	ATV61WU22N4C					326-1205-000	326-1207-000
326-0541-000	ATV61 400 3P CB IP54 3.0kW	326-1402-000	ATV61WU30N4C					326-1205-000	326-1207-000
326-0543-000	ATV61 400 3P CB IP54 4.0kW	326-1402-000	ATV61WU40N4C					326-1205-000	326-1207-000
326-0545-000	ATV61 400 3P CB IP54 5.5kW	326-1402-000	ATV61WU55N4C					326-1205-000	326-1207-000
326-0547-000	ATV61 400 3P CB IP54 7.5kW	326-1404-000	ATV61WU75N4C					326-1205-000	326-1207-000
326-0549-000	ATV61 400 3P CB IP54 11.0kW	326-1404-000	ATV61WD11N4C					326-1205-000	326-1207-000

(1) Part number 326-1400-000 comprises keypad label and instructions only (see page 20)

VSD TAC P/N	TAC name	TAC label kit (1)	Schneider Electric	EMC Class B Filter	Line Chokes	Sinus Filter	IP21/31 BOX, Nema 1 kit (2)	LowWorks® Option	BAcnet Option
326-0551-000	ATV61 400 3P CB IP54 15.0kW	326-1406-000	ATV61WD15N4C					326-1205-000	326-1207-000
326-0553-000	ATV61 400 3P CB IP54 18.5kW	326-1408-000	ATV61WD18N4C					326-1205-000	326-1207-000
326-0555-000	ATV61 400 3P CB IP54 22.kW	326-1408-000	ATV61WD22N4C					326-1205-000	326-1207-000
326-0557-000	ATV61 400 3P CB IP54 30.0kW	326-1410-000	ATV61WD30N4C					326-1205-000	326-1207-000
326-0559-000	ATV61 400 3P CB IP54 37.0kW	326-1410-000	ATV61WD37N4C					326-1205-000	326-1207-000
326-0561-000	ATV61 400 3P CB IP54 45.0kW	326-1410-000	ATV61WD45N4C					326-1205-000	326-1207-000
326-0563-000	ATV61 400 3P CB IP54 55.0kW	326-1412-000	ATV61WD55N4C					326-1205-000	326-1207-000
326-0565-000	ATV61 400 3P CB IP54 75.0kW	326-1412-001	ATV61WD75N4C					326-1205-000	326-1207-000
326-0567-000	ATV61 400 3P CB IP54 90.0kW	326-1412-002	ATV61WD90N4C					326-1205-000	326-1207-000

(1) Part number 326-1400-000 comprises keypad label and instructions only (see page 20)

Notes

Notes

Copyright © 2008, TAC
All brand names, trademarks and registered trademarks
are the property of their respective owners. Information
contained within this document is subject to change without
notice. All rights reserved.

CAT-VSD-EU
04/08



Technical Support

Europe / Headquarters

Malmö, Sweden
+46 40 38 68 50

Americas

Rockford, IL
+1-888-444-1311

Asia-Pacific

Singapore
+65 6776 3166

www.tac.com

